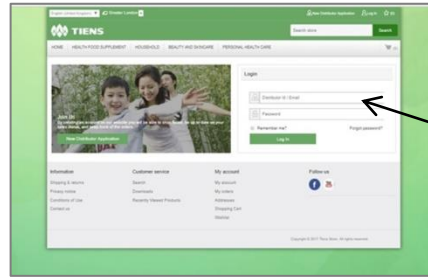


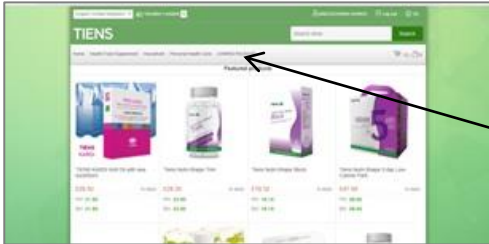
# How to place a Group Order



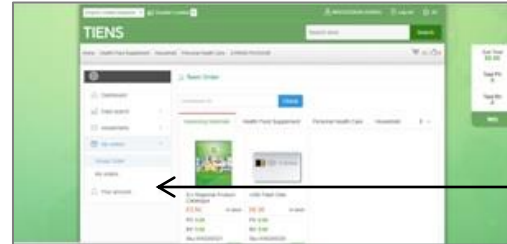
**Step 1:**  
Click on login



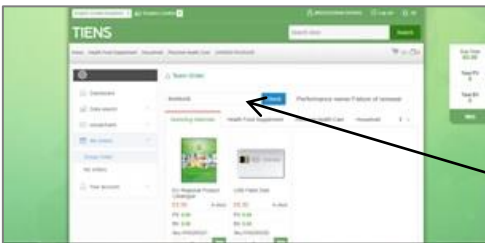
**Step 2:**  
Enter ID &  
Password



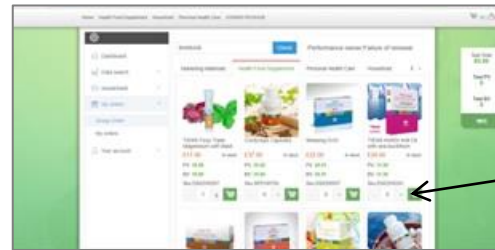
**Step 3:**  
Click on  
Health food  
supplements



**Step 4:**  
Click on  
Group Order



**Step 5:**  
Enter your team  
members ID & click on  
check. Team member  
name appears



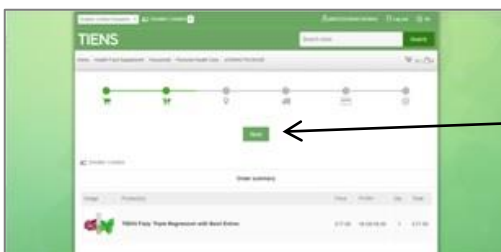
**Step 6:**  
Choose the  
products & Add  
to Basket



**Step 7:**  
Click on to basket



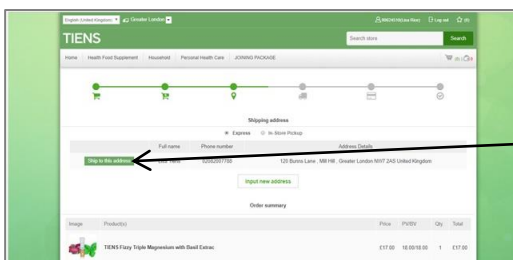
**Step 8:**  
Check Items  
order. Change if  
required.  
Click Buy Now



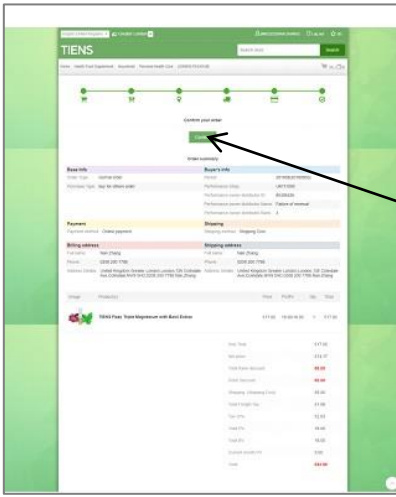
**Step 9:**  
Confirm items ordered  
Click on to next



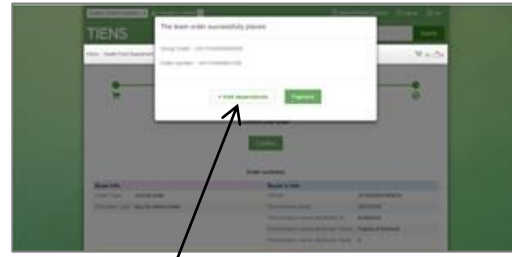
**Step 10:**  
Confirm billing  
address – add new if  
required  
Click on Billing to this  
address



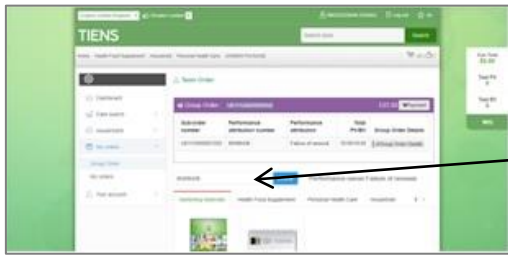
**Step 11:**  
Confirm delivery  
address – add new if  
required  
Click on delivery to  
this address



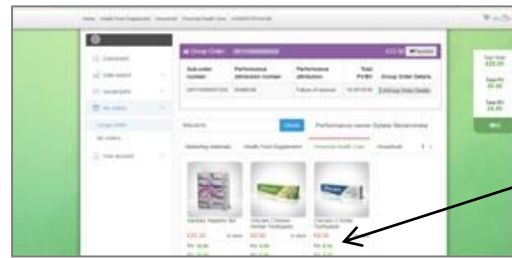
**Step 12:**  
 Confirm details  
 Show DS ID Billing &  
 Delivery address  
 Click on Confirm



**Step 13:**  
 Can add in another team  
 member or go straight to  
 payment  
 If adding another order  
 Click add dependant



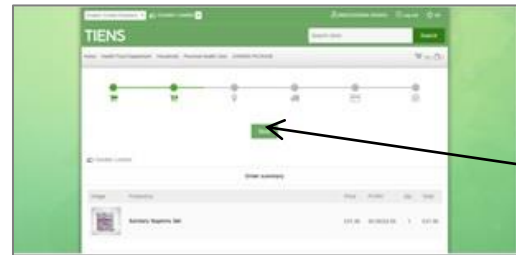
**Step 14:**  
 Enter your team  
 members ID & click on  
 check. Team member  
 name appears



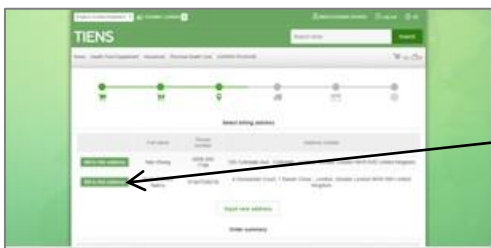
**Step 15:**  
 Choose the  
 products &  
 Add to Basket



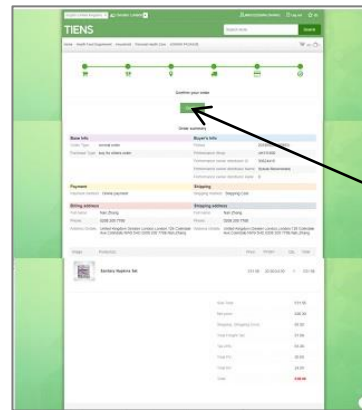
**Step 16:**  
 Check Items  
 order. Change if  
 required.  
 Click Buy Now



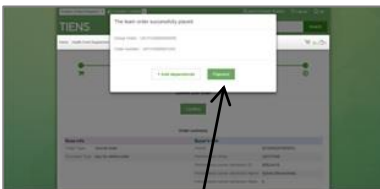
**Step 17:**  
 Confirm items  
 ordered  
 Click on to next



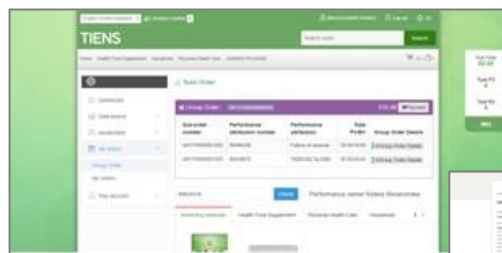
**Step 18:**  
 Confirm billing  
 address –  
 Click on Billing to this  
 address



**Step 19:**  
 Confirm details  
 Show DS ID Billing &  
 Delivery address  
 Click on Confirm



**Step 20:**  
 Can add in another  
 team member or go  
 straight to payment



**Step 21:**  
 Click on Payment  
 Then will redirect you  
 to Payment site

